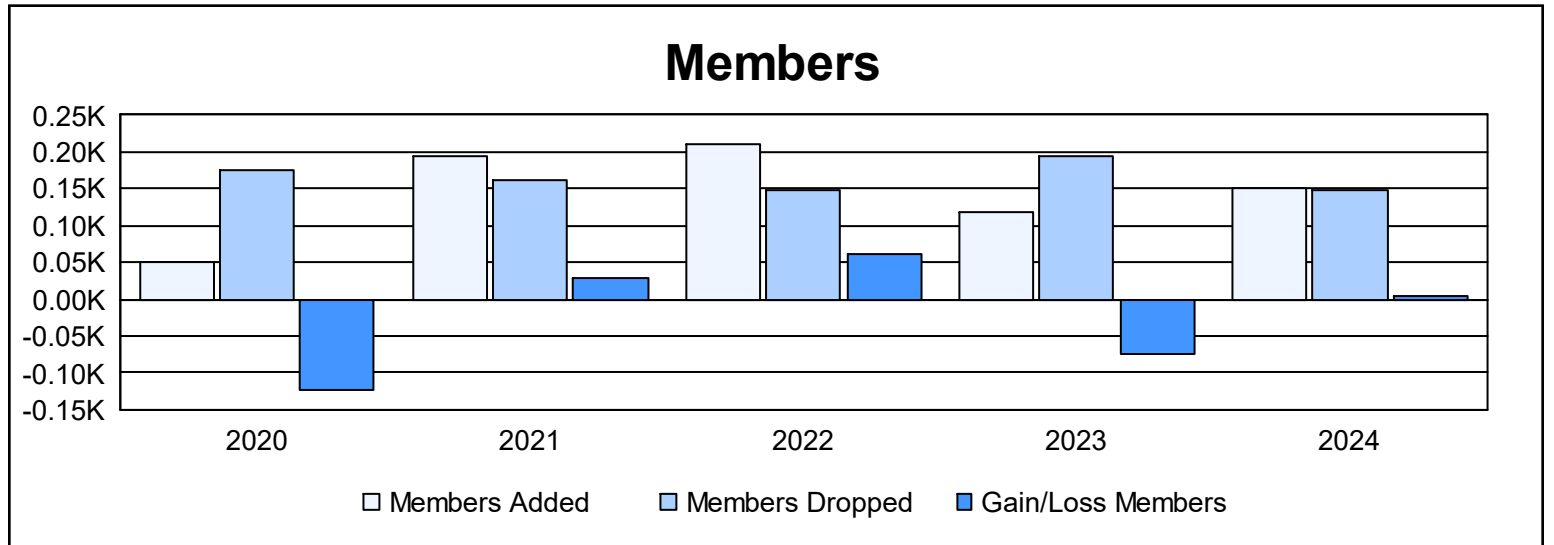
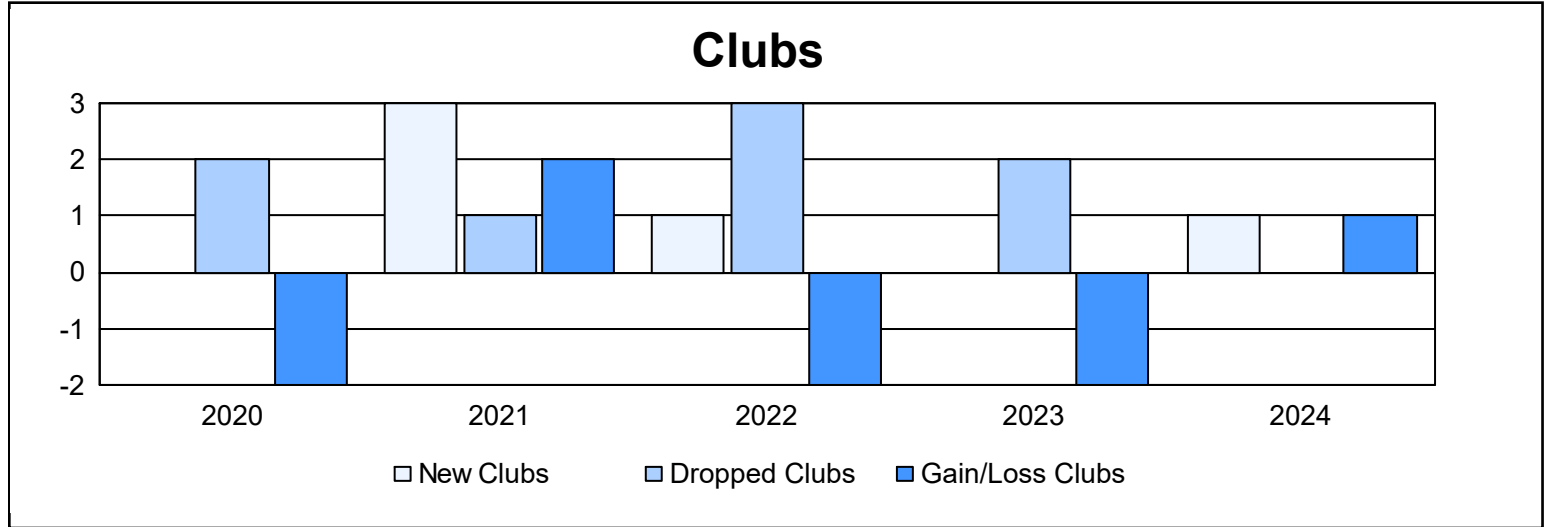
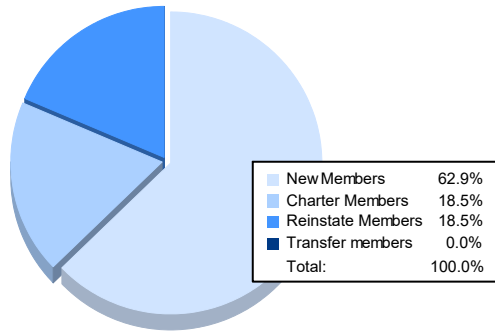


Year	New Clubs	Dropped Clubs	Gain/ Loss Clubs	New Members	Charter Members	Reinstate Members	Transfer Members	Total Member Added	Total Members Dropped	Gain/ Loss Members
2019-2020	0	2	-2	37	3	6	5	51	175	-124
2020-2021	3	1	2	100	73	19	1	193	163	30
2021-2022	1	3	-2	175	24	9	3	211	149	62
2022-2023	0	2	-2	110	2	5	1	118	193	-75
2023-2024	1	0	1	95	28	28	0	151	147	4
<b>Average</b>	<b>1</b>	<b>2</b>	<b>-1</b>	<b>103</b>	<b>26</b>	<b>13</b>	<b>2</b>	<b>145</b>	<b>165</b>	<b>-21</b>



### Membership Composition June 2024 Cumulative



### Gender Composition June 2024 Cumulative

